


RESTROOM CLEANING PROCEDURES




1
GATHER EQUIPMENT



2
ANNOUNCE SERVICE



3
WEAR PROTECTIVE EQUIPMENT




4
REFILL SUPPLIES



5
REMOVE ALL TRASH LINERS & REPLACE



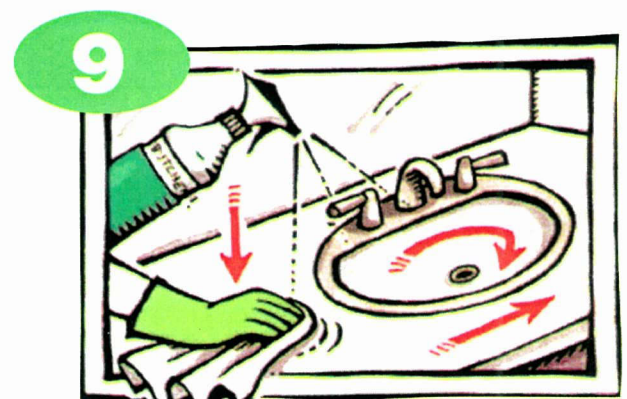
6
HIGH AND LOW DUST




7
SWEEP FLOOR



8
SPRAY INSIDE AND OUTSIDE OF TOILETS & URINALS. DO NOT FLUSH.




9
SPRAY AND WIPE SINKS AND COUNTER TOPS.



10
SPOT CLEAN PARTITIONS, WALL AND HIGH-TOUCH SURFACES.



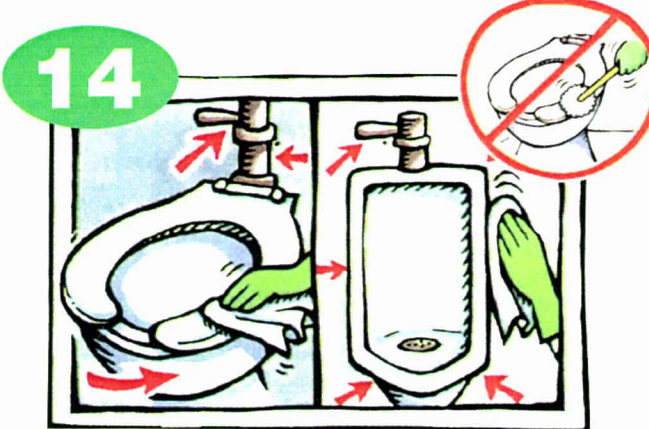
11
SPRAY AND WIPE MIRRORS




12
POLISH ALL METALS




13
SCRUB INSIDE TOILETS AND URINALS. FLUSH.




14
WIPE OUTSIDE TOILETS AND URINALS.



15
SPRAY DEODORANT



16
INSPECT AND REPORT REPAIRS.



17
WET MOP



18
Return Restroom to Service.